




10 Tributary Way WOODEND VIC

4  2  4 

Fantastic brand new modern family home offering high quality fixtures & features throughout on a 600sqm (approx.) landscaped allotment. Comprising four bedrooms all with built in robes, large master bedroom with 'His & Hers' ensuite, separate toilet and fabulous, spacious walk in robe.

Type : House

View : <https://www.kennedyandhunt.com.au/lease/vic/gr-eater-bendigo-region/woodend/residential/house/5848227>

Featuring central open plan living and dining areas, fabulously appointed kitchen with Caesar stone bench tops & large walk-in pantry. Offering timber framed glass doors that lead out to a wonderful north facing semi enclosed outdoor/entertaining area with quality Merbau decking.

Enjoy the separate rumpus area, central bathroom, powder room and fabulous self contained laundry. Additional

[For full version visit the website](#)