






25 Magnet Lane NEW GISBORNE VIC

5  2  4 

**Type** : Acreage/Semi-Rural  
**Building Size** : 39 sqm  
**Land Size** : 8000 sqm  
**View** : <https://www.kennedyandhunt.com.au/sale/vic/macedon-ranges/new-gisborne/residential/acreagesemirural/5848648>

